



Cable Gland Type PSG 553/RAC

ATEX  

Flameproof and Increased Safety

CABLE GLAND SELECTION TABLE

Size Ref.	Entry Thread Size		Cable Acceptance Details				'G'	Hexagon Dimensions	
			Outer Sheath 'B'		'C' Armour/Braid			Across Flats	Across Corners
	Metric	NPT* Std./Option	Min.	Max.	Orientation 1	Orientation 2			
A	M20	3/4"/1/2"	12.5	20.5	0.9/1.25	0/0.7	61.1	30.0	34.6
B	M25	1"/3/4"	16.9	26.0	1.25/1.6	0/0.7	66.4	36.0	41.6
C	M32	1 1/4"/1"	22.0	33.0	1.6/2.0	0/0.7	70.2	46.0	53.1

CABLE GLAND SIZE FOR CORE SIZE & NUMBER

Maximum No. of Cores	Cores Cross Sectional Area mm ²				
	1.5	2.5	4.0	6.0	10.0
7	A & B	A & B	B & C	C	C
4	-	-	-	B	-
3	-	-	-	-	B

PUNCH TOOL SIZE DETAILS

Punch Ref.	No.1		No.2		No.3
Core C.S.A. mm ²	1.5	- 2.5	4.0	- 6.0	10.0

General Information

All Metric entry threads are 1.5mm pitch medium fit.
All dimensions in millimetres (except* where dimensions are in inches).
Assembly instruction data sheet No. A.I. 312.

Accessories including locknuts, sealing washers, serrated washers, earth tags, shrouds, adaptors and reducers available. See pages 44 - 48.

Materials & Finishes

The PSG 553/RAC cable gland is manufactured as standard in brass, stainless steel and aluminium.
NPT entries, nickel plated as standard. Full nickel plating by electroplating or electroless plating is also available, as are other materials on request.

Cable Gland Ordering Examples Cable Gland Type/Size/Thread

e.g. PSG 553/RAC/C/M32
PSG 553/RAC/C/1 1/4" NPT

Punch Tool Ordering Example

e.g. Punch Tool Number 1.

Application

- Outdoor or Indoor use.
- For use with single wire armoured 'W', wire braided 'X' and steel tape armoured 'Z', elastomer and plastic insulated cables.


For particular use with :-

- a) Cables that are not effectively filled, compact and/or circular, have tape bedding or have hygroscopic fillers.
 - b) Cables that exhibit "Cold Flow" characteristics.
 - c) Enclosures for gas group IIC, under 2 litres in volume and containing an ignition source.
 - d) Enclosures for gas groups IIA or IIB, which are greater than 2 litres in volume and contain an ignition source.
- See technical section of the catalogue for installation rules and regulations.

Features

- Provides a barrier seal to the individual insulated cores within the cable and prevents entry of the products of an explosion into the cable.
- The required number of holes for the cores are punched in the seal by means of a special tool to suit the core size.
- Provides armour clamping using one clamping arrangement for all armour/braid types.
- Deluge protection option available.
- Provides a cable retention and low smoke and fume, zero halogen seal onto the cables outer sheath.

Technical Data

- Flameproof EExd and Increased Safety EExe.  II 2 GD
- Baseefa Certificate No. BAS 01 ATEX 2074X.
- Suitable for use in Zone 1, Zone 2, Zone 21 and Zone 22.
- Suitable for use in Gas Groups IIA, IIB and IIC.
- Construction and test standards EN 50014, EN 50018, EN 50019 and EN 50281-1-1.
IEC 60079-0, IEC 60079-1 and IEC 60079-7.
- IP66, IP67 and IP68 (30 metres for 7 days) ingress protection to IEC 60529 and EN 60529.
- Operating temperature range -60°C to +80°C as standard.

PSG 553/RAC Cable Gland