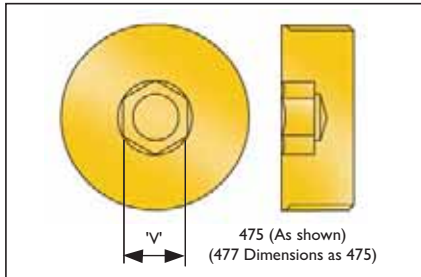


Type 475 and 477 Flameproof and Increased Safety



General Information

All dimensions in millimetres (except* where dimensions are in inches).
The 475 - EExde (removable from outside the enclosure).
The 477 - EExde (removable from inside the enclosure).

Materials & Finishes


475 and 477 Stopping plugs are manufactured as standard in brass.

477 AND 475 STOPPING PLUGS		
Thread Size		Hex. Key
Metric x 1.5p	NPT *	Across Flats Size 'V'
M20	3/4"/1/2"	10.0
M25	1"/3/4"	10.0
M32	1 1/4"/1"	10.0
M40	1 1/2"/1 1/4"	19.0
M50	2"/1 1/2"	19.0
M63	2 1/2"/2"	19.0
M75	3"/2 1/2"	19.0

Features

- To close unused cable gland entries and maintain the flameproof integrity of the equipment.

Technical Data

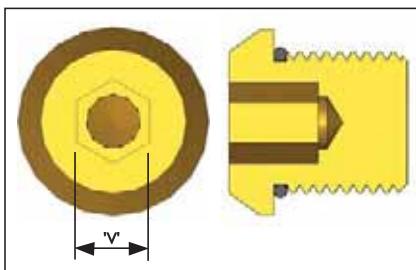
- Flameproof EExde IIC  II 2 GD IP66.
- Certificate No. SIRA 06 ATEX 1240U.

Stopping Plugs Ordering Example

Stopping Plug Type/Size/Thread

e.g. 477/M32

Type 387 Flameproof and Increased Safety



General Information

Ingress Protection


To meet with IP66 and IP67, the stopping plugs must be fitted perpendicular to the equipment face in a suitably sized threaded or plain hole and the equipment face must be smooth. Plain holes must be no larger than 0.7mm above the major diameter of the stopping plug thread and the plug must be held in place with a locknut. An serrated washer may also be fitted.

387 STOPPING PLUGS	
Thread Size	Hex. Key
Metric x 1.5p	Across Flats Size 'V'
M16	10.0
M20	10.0
M25	10.0
M32	10.0
M40	19.0
M50	19.0
M63	19.0
M75	19.0

Features

- To close unused cable gland entries and maintain the increased safety integrity of the equipment

Technical Data

- Increased Safety EExde II  II 2 GD IP66.
- Certificate No. SIRA 06 ATEX 1240U.

Materials & Finishes

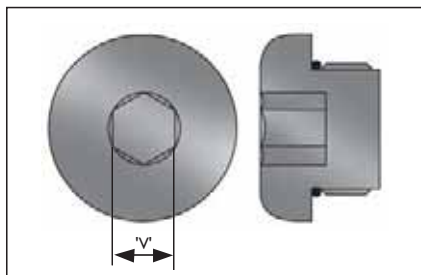
387 Stopping plugs are manufactured as standard in brass.

Stopping Plugs Ordering Example

Stopping Plug Type/Size/Thread

e.g. 387/M32

Type 375 Increased Safety



General Information

Ingress Protection


To meet with IP66 and IP67, the stopping plugs must be fitted perpendicular to the equipment face in a suitably sized threaded or plain hole and the equipment face must be smooth. Plain holes must be no larger than 0.7mm above the major diameter of the stopping plug thread and the plug must be held in place with a locknut. An optional serrated washer may also be fitted.

375 STOPPING PLUGS	
Thread	Hex. Key
Metric x 1.5p	Across Flats Size 'V'
M20	10.1
M25	10.1

Features

- To close unused cable gland entries and maintain the increased safety integrity of the equipment

Technical Data

- Increased Safety EExe II  II 2 GD IP66.
- Baseefa Certificate No. BAS 01 ATEX 2104U.

Materials & Finishes

375 Stopping plugs are manufactured as standard in Black Nylon.

Stopping Plugs Ordering Example

Stopping Plug Type/Size/Thread

e.g. 375/M20